

TEMPERATURE

1000 OHM NICKEL-RTD / ROOM / DUCT / OSA TE-6300 SERIES




DESCRIPTION

The Johnson Controls Room, Duct and OSA 1000Ω Nickel RTD sensors are specifically designed for HVAC and BAS systems. The active element is a nickel-based sensor that has been proven to be very stable and robust with many years of service life. The sensors come complete and ready to install for their specific applications.

FEATURES

- Easy to mount
- Proven long performance
- Many mounting styles
- Single assembly ordering
- PVC enclosure
- Stainless steel insertion probe



SPECIFICATIONS		
Accuracy		Enclosure PVC conduit box
Room/Probe	± 0.34°F (± 0.18°C)	Wiring Terminations 6" (15.24 cm) of 22 AWG
Averaging	±3°F (±1.67°C)	Probe
Sensor Type	1000Ω nickel @ 70°F (21°C)	Duct/OSA/Strap-on 0.25" (0.64 cm) stainless steel
Temperature Range	-50° to 220°F (-46° to 104°C)	Wall Thin film on circuit board with coating
Sensitivity	Approx 3Ω/°F (5.4 Ω/°C)	Averaging 0.093" (0.24 cm) copper
Operating Temperature	-50° to 122°F (-46° to 50°C)	Warranty 1 year

INDIVIDUAL SPECIFICATIONS						
Model	TE-6300-603	TE-6311P-1	TE-6312P-1	TE-6313P-1	TE-6314P-1	TE-6316P-1
Type	Strap-on	Duct	Immersion	OSA	Wall	Averaging
Accessories	APB-28	N/A	WB-9 TCC-111	N/A	N/A	M-648-K
Weight	0.05 lb (0.02 Kg)	0.45 lb (0.2 Kg)	0.4 lb (0.18 Kg)	0.35 lb (0.16 Kg)	0.3 lb (0.14 Kg)	1.0 lb (0.45 Kg)

PERFORMANCE CHARTS					
TEMPERATURE		TE-63xx RESISTANCE Ω	TEMPERATURE		TE-63xx RESISTANCE Ω
°F	°C		°F	°C	
-50	-46	674	110	43	1121
-40	-40	699	120	49	1152
-30	-34	725	130	54	1184
-20	-29	751	140	60	1216
-10	-23	777	150	66	1248
0	-18	803	160	71	1281
10	-12	830	170	77	1314
20	-7	858	180	82	1348
30	-1	885	190	88	1382
40	4	914	200	93	1417
50	10	942	210	99	1452
60	16	971	220	104	1487
70	21	1000	230	110	1524
80	27	1030	240	116	1560
90	32	1060	250	121	1597
100	38	1090			

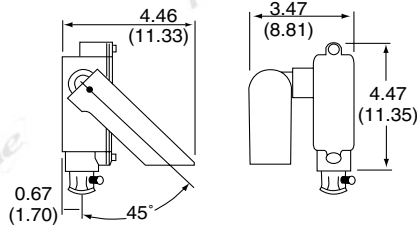


TEMPERATURE

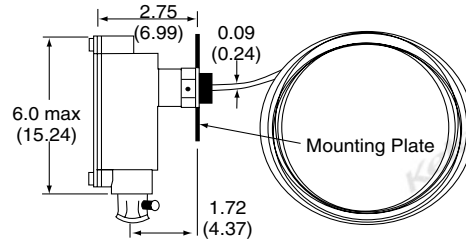
1000 OHM NICKEL-RTD / ROOM / DUCT / OSA TE-6300 SERIES

DIMENSIONS

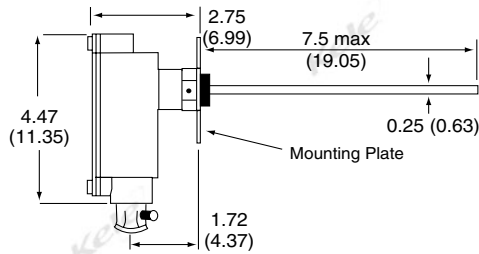
in
(cm)



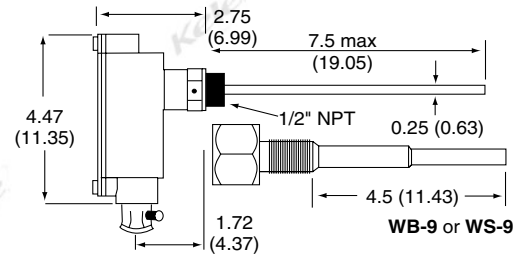
TE-6313 Outdoor Air Sensor



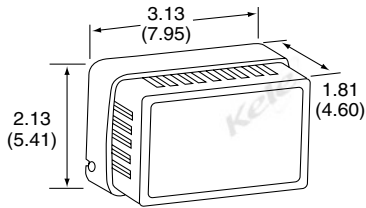
TE-6316 Duct Averaging Sensor



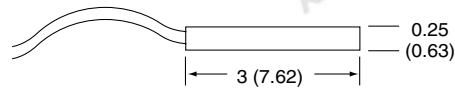
TE-6311 Duct Probe Sensor



TE-6312 Well Insertion Sensor



TE-6314 Wall-Mount Sensor



TE-6300 Strap-On Sensor

CROSS REFERENCES

Type 63 models may be used in place of these located on this page.

ORDERING INFORMATION

MODEL	DESCRIPTION
TE-6300-603	Strap-on 1000Ω nickel RTD
TE-6311P-1	Duct-mount 1000Ω nickel RTD
TE-6312P-1	Immersion 1000Ω nickel RTD
TE-6313P-1	OSA-mount 1000Ω nickel RTD
TE-6314P-1	Wall-mount 1000Ω nickel RTD
TE-6316P-1	Duct averaging 1000Ω nickel RTD

RELATED PRODUCTS

APB-28	Adjustable pipe bracket 2"-8" diameter
CC-1G-K	Plastic capillary and sensor holder mounting clip
M-648-K	Copper-clad capillary mounting clip
T63U-XR	1000 ohm Nickel, 4-20 mA temperature transmitter, custom rangeable
TCC-111	Thermal conductive compound 111 ml tub
WB-9	9in brass bulb well
WS-9	9in SS bulb well