



DIGITAL FAN COIL THERMOSTAT TB6575, TB8575 SUITEPRO™ SERIES

Honeywell

DESCRIPTION

The SuitePRO™ is a family of Digital Fan Coil thermostats for residential and commercial applications such as hotels, condominiums, school classrooms, etc. All three models are suitable for multiple applications. Changes in output wiring and external links between wiring terminals allow you to configure the thermostat for the appropriate application. Valves and auxiliary electric heaters can be controlled using a relay or contactor controlled by the system switch.



TB6575A100



FEATURES

- Simple, intuitive user interface.
- Pre-installed lead wires for fast installation (TB6575A and TB6575B models only)
- Backlit display permits easy viewing in any light.
- Proportional plus Integral (P+I) control algorithm for precision temperature regulation.
- Adjustable deadband for auto changeover using the Heat and Cool setpoint settings.
- Adjustable maximum heating and minimum cooling setpoint limits using range stops.
- EEPROM permanently retains user settings, including setpoints, during power loss (no batteries required).
- Selectable °C or °F display via Installer Setup.
- Optional remote indoor temperature sensor.
- Freeze protect algorithm turns on heat when needed.

APPLICATION

TB6575A1000

- 2-pipe or 4-pipe with seasonal/manual/automatic heat/cool changeover

TB6575B1000

- 2-pipe with seasonal or manual heat/cool changeover

TB8575A1000

- 2-pipe or 4-pipe with manual and seasonal heat/cool changeover

THERMOSTATS & CONTROLLERS

22

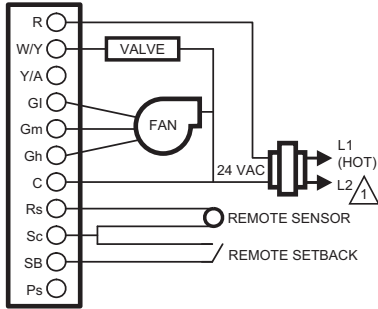
SPECIFICATIONS	
Supply Voltage	Display Range 32° to 99°F (0° to 37°C)
TB6575A1000 and TB6575B1000	Accuracy ±2.0°F at 70°F
120 VAC ±10% at 50/60Hz	Remote Pipe Sensor (optional) (Type 42)
240 VAC ±10% at 50/60Hz	Type 20K NTC
TB8575A1000	Working Range 32°F to 199°F (0°C to 93°C)
20 to 30 VAC at 50/60Hz (using	Display Range 32°F to 199°F (0°C to 93°C)
24 VAC Class 2 NEMA rated	Accuracy ±5.0°F over the temperature sensing range
transformer)	Remote Setback Input
Component Ratings	TB6575 9 VDC, < 4 mA
Fan Relay	TB8575 16 VDC, < 5 mA
24 VAC 1.0A	TB6575/TB8575 Dry contact, maximum resistance of 100Ω
120 VAC 6.0A	Operating Temperature 0°F to 120°F (18°C to 49°C)
240 VAC 3.0A	Operating Humidity 5% to 90% RH, non-condensing
Heat/Cool Relay	Weight 1.0 lb (0.45kg)
24 VAC 1.0A	Approvals CSA Certified C/US for Canada and the U.S.A.
120 VAC 1.0A	Warranty 2 years
240 VAC 1.0A	
Onboard Temperature Sensor	
Type 10K NTC	
Working Range 0°F to 120°F (18°C to 49°C)	
Display Range 32°F to 99°F (0°C to 37°C)	
Accuracy ±2.0°F at 70°F	
Remote Temperature Sensor (optional) (Type 42)	
Type 20K NTC	
Working Range 0°F to 120°F (18°C to 49°C)	



THERMOSTATS & CONTROLLERS

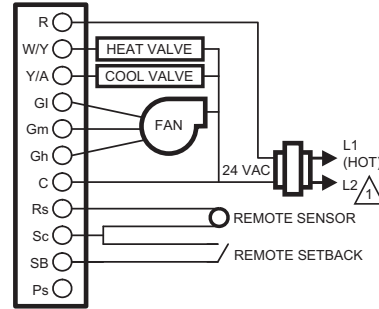
DIGITAL FAN COIL THERMOSTAT TB6575, TB8575 SUITEPRO™ SERIES

WIRING - 24 VAC (TB8575)



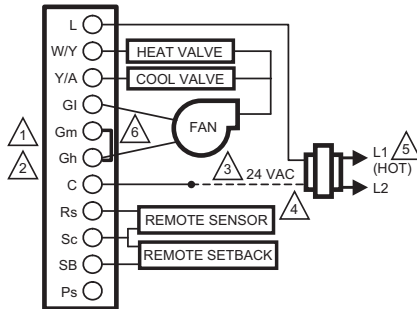
⚠ POWER SUPPLY. PROVIDE DISCONNECT MEANS AND OVERLOAD PROTECTION AS REQUIRED.

Two pipes (Heat or Cool) Manual Changeover wiring diagram (24 VAC shown).



⚠ POWER SUPPLY. PROVIDE DISCONNECT MEANS AND OVERLOAD PROTECTION AS REQUIRED.

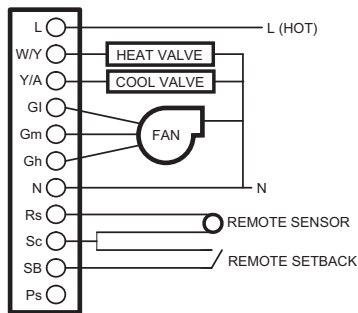
Four pipes (Heat and Cool) Manual/Auto Changeover wiring diagram (24 VAC shown).



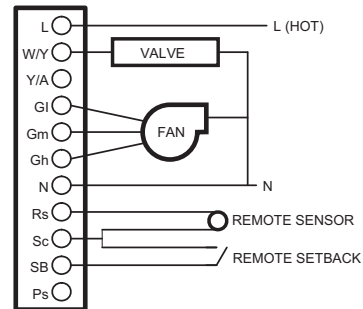
- ⚠ 1 REMOVE PRE-WIRED WIRE FROM TERMINAL 5 (MID FAN SPEED).
- ⚠ 2 JUMPER TERMINALS 5 AND 6 (MID AND HIGH FAN SPEEDS). FAN MEDIUM SETTING WILL OPERATE ON HIGH SPEED.
- ⚠ 3 CONNECT TERMINAL 7 TO THE MID FAN SPEED WIRE FROM PREVIOUS SYSTEM.
- ⚠ 4 REWIRE THE PREVIOUS MID FAN SPEED WIRE TO THE NEUTRAL CIRCUIT IN THE SYSTEM.
- ⚠ 5 POWER SUPPLY. PROVIDE DISCONNECT MEANS AND OVERLOAD PROTECTION AS REQUIRED.
- ⚠ 6 CHANGE INSTALLER SETUP IS CODE 9 TO 2 FOR 2 SPEED FAN CONTROL.

Wiring diagram when missing a wire for electromechanical retrofit (24 VAC shown).

WIRING - 120/240/277 VAC (TB6575A/B)



Four pipes (Heat and Cool) Manual/Auto changeover wiring diagram (120/240/277 VAC shown).



Two pipes (Heat or Cool) Manual Changeover wiring diagram (120/240/277 VAC shown).

ORDERING INFORMATION

MODEL	DESCRIPTION
TB6575A1000	Universal 120/240 VAC line voltage (2 or 4 pipe)
TB6575B1000	120/240 VAC line voltage (2 pipe only)
TB8575A1000	Universal 24 VAC low voltage (2 or 4 pipe)