

POWER SUPPLIES

REGULATED DC POWER SUPPLIES PS SERIES



DESCRIPTION

Greystone Energy Systems PS Series power supplies are regulated DC power supplies. They have 24VAC input/DC outputs, adjustable voltage outputs and are fuse protected. The PS Series are full or half wave rectified.

NEW!



FEATURES

- 24VAC input/DC outputs
- Factory set @ 24 VDC out
- Adjustable voltage outputs
- Full or half wave rectified
- Snap track mounted
- Fuse protected



PS1102



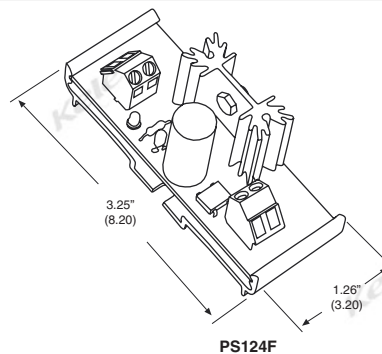
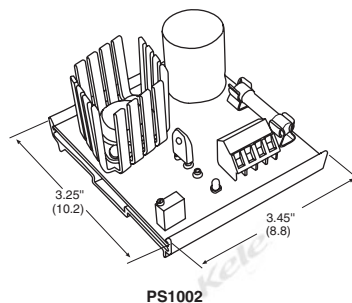
SPECIFICATIONS

Supply Voltage	5-30 VAC
Output Voltage	24 VDC, Field adjustable 2 to 27 VDC
Regulation	2%
Output Current	
PS1X01	1.5A
PS1X03	3.0A

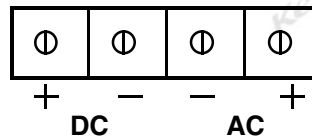
Over Current Protection	
PS1X01	2.5A Fuse
PS1X03	5.0A Fuse
Operating Temperature	32° to 158°F (0° to 70°C)
Dimensions	3.25" x 2.75" x 1.90" (8.2 x 6.9 x 4.8)
Approvals	RoHS, CE
Warranty	1 Year

DIMENSIONS

in.
(cm)



WIRING



ORDERING INFORMATION

MODEL
PS1001
PS1003
PS124F

DESCRIPTION

Power supply, full wave, 2A, snap track mounted
Power supply, full wave, 3A, snap track mounted
Power supply, full wave, 0.5A, snap track mounted