


Lighting contactors



ABB

ABB Lighting contactors A9 – A300



Features

- CE mark
- Compact space saving design
- Standard auxiliary contact configurations:
 - A9 - A40 1 NO or 1 NC
 - A50 - A110 1 NO & 1 NC
- Additional auxiliary contact blocks are available
- Panel mounting with screws or fast, snap-on DIN rail mounting
- Silver alloy double break contact design
- Snap-on front mounted accessories include mechanical latch, pneumatic timer, and 1 & 4 pole auxiliary contact blocks
- Contactors ensure positive safety between their auxiliary contact blocks.
- Easy coil change
- Captive terminal screws
- NEMA, UL, IEC, CSA, VDE and most other international standards
- Touch safe design: All connection terminals are protected against accidental touch
- Terminals supplied open for ease of wiring
- Operates over an extended voltage range of 85% to 110% of rated control voltage
- Screwdriver guide holes
- UL File No: E39231 (A9 - A75); (AE9 - AE75); (AL9 - AL40); (AF50 - AF75)
- UL File No: E79416 (A95 - A110); (AE95 - AE110); (AF145 - AF750)
- CSA File No: LR56745 (A9 - A75); (AE9 - AE75); (AF50 - AF75)
- CSA File No: LR19700 (A95 - A110); (AE95 - AE110); (AF145 - AF750)

Applications

Lighting contactors can be used to control a variety of lighting loads including:

- Tungsten filament lighting loads (incandescent), iodine lamps, quartz-iodine and infrared lamps
- Electric discharge lighting loads (ballast), high intensity discharge (HID), mercury vapor, metal halide and high pressure sodium and fluorescent lamps

Typical applications

- Parking lots
- Industrial plants
- Office buildings
- Theaters and auditoriums
- Stadiums
- Shopping centers
- Airports
- Hospitals
- Transportation lighting
- Institutions

Description

The A-Line lighting contactors are available with or without an enclosure.

- Maximum operating voltage of 600VAC 60Hz
- Includes 3, 4, 8 or 12 pole versions, other versions on request
- Electrically or mechanically held contactors
- IP 20 protection for connection terminals
- Can be mounted onto a mounting plate or a 35 x 7.5mm DIN rail
- UL/CSA Approved

A9 - A300

Electrically & mechanically held



A9-40-00



A45-40-00



A145-30-11

Normally Open Power Poles			Electrically Held					Mechanically Held				
Ballast Amp Rating	Incandescent (Tungsten) Amp Rating	Number of Power Poles	Open Type		UL Type 1 Enclosed			Open Type		UL Type 1 Enclosed		
			Catalog number	List price	Enclosure Size	Catalog number	List price	Catalog number	List price	Enclosure Size	Catalog number	List price
15	15	4	A9-40-00-84	\$ 120	A	A9C4P1-84	\$ 175	A9L-40-00-84	\$ 214	A	A9LC4P1-84	\$ 269
15	15	8	A9-80-00-84	272	A	A9C8P1-84	327	A9L-80-00-84	460	A	A9LC8P1-84	515
15	15	12	A9-120-00-84	392	A	A9C12P1-84	447	A9L-120-00-84	674	A	A9LC12P1-84	729
30	20	4	A16-40-00-84	165	A	A16C4P1-84	220	A16L-40-00-84	259	A	A16LC4P1-84	314
30	20	8	A16-80-00-84	362	A	A16C8P1-84	417	A16L-80-00-84	550	A	A16LC8P1-84	605
30	20	12	A16-120-00-84	527	A	A16C12P1-84	582	A16L-120-00-84	809	A	A16LC12P1-84	864
30	30	4	A16-40L-00-84	175	A	A16C4PL1-84	230	A16L-40L-00-84	269	A	A16LC4PL1-84	324
30	30	8	A16-80L-00-84	372	A	A16C8PL1-84	427	A16L-80L-00-84	560	A	A16LC8PL1-84	615
30	30	12	A16-120L-00-84	537	A	A16C12PL1-84	592	A16L-120L-00-84	819	A	A16LC12PL1-84	874
35	35	4	A26-40-00-84	228	A	A26C4P1-84	283	A26L-40-00-84	322	B	A26LC4P1-84	409
35	35	8	A26-80-00-84	488	A	A26C8P1-84	543	A26L-80-00-84	676	B	A26LC8P1-84	764
35	35	12	A26-120-00-84	716	B	A26C12P1-84	803	A26L-120-00-84	998	B	A26LC12P1-84	1,085
50	50	3	A30-30-10-84	252	A	A30C3P1-84	328	A30L-30-10-84	346	C	A30LC3P1-84	522
60	60	3	A40-30-10-84	297	A	A40C3P1-84	373	A40L-30-10-84	391	C	A40LC3P1-84	567
60	60	4	A45-40-00-84	360	B	A45C4P1-84	536	A45L-40-00-84	454	C	A45LC4P1-84	730
65	65	3	A50-30-00-84	300	B	A50C3P1-84	424	A50L-30-00-84	394	C	A50LC3P1-84	618
65	65	4	A50-40-00-84	413	B	A50C4P1-84	568	A50L-40-00-84	507	C	A50LC4P1-84	772
85	85	3	A63-30-00-84	342	B	A63C3P1-84	502	A63L-30-00-84	436	C	A63LC3P1-84	696
105	105	3	A75-30-00-84	383	B	A75C3P1-84	576	A75L-30-00-84	477	C	A75LC3P1-84	770
105	105	4	A75-40-00-84	525	B	A75C4P1-84	672	A75L-40-00-84	619	C	A75LC4P1-84	866
120	120	3	A95-30-00-84	420	B	A95C3P1-84	720	---	---	---	---	---
200	200	3	A145-30-00-84	785	E	A145C3P1-84	1,336	---	---	---	---	---
300	300	3	A210-30-00-84	1,595	F	A210C3P1-84	3,624	---	---	---	---	---
400	400	3	A300-30-00-84	1,835	F	A300C3P1-84	3,864	---	---	---	---	---

Normally Closed Power Poles			Electrically Held					Mechanically Held				
Ballast Amp Rating	Incandescent (Tungsten) Amp Rating	Number of Power Poles	Open Type		UL Type 1 Enclosed			Open Type		UL Type 1 Enclosed		
			Catalog number	List price	Enclosure Size	Catalog number	List price	Catalog number	List price	Enclosure Size	Catalog number	List price
30	20	4	A16-04-00-84	\$ 165	A	A16C4NCP1-84	\$ 220	A16L-04-00-84	\$ 259	A	A16LC4NCP1-84	\$ 314
30	20	8	A16-08-00-84	362	A	A16C8NCP1-84	417	A16L-08-00-84	550	A	A16LC8NCP1-84	605
30	20	12	A16-012-00-84	527	A	A16C12NCP1-84	582	A16L-012-00-84	809	A	A16LC12NCP1-84	864

Coil voltage selection

All catalog numbers include a 120VAC coil. To select other coil voltages, substitute the code from the Coil Voltage Selection Chart for the two digits after the last dash in the catalog number.

Ex.: A 240V coil is required for an A75 contactor: A75-30-00-84

Coil voltage selection

Hz	Type	Volts															
		12	24	48	110	120	125	208	220	240	277	380	415	440	480	500	600
60	A		81	83	84	84		34	36	80	42		86	86	51	53	55
50	A		81	83	84					80			85	86			55

For other voltages, consult factory

Control transformer option

Contactors size	VA rating	List price adder
A9 - A40	45	\$ 300
A9 - A40	50	360
A50 - A75	75	435
A95	100	560
A145	150	720
A210 - A300	250	795

Control transformer voltage selection chart

Hz	Type	Volts			
		208/120	230 - 240/120	460 - 480/120	575 - 600/120
50/60	A	0	7	8	9

For other voltages, consult factory

A9 - A300

Electrically & mechanically held

2 Normally Open & 2 Normally Closed Power Poles			Electrically Held					Mechanically Held				
			Open Type		UL Type 1 Enclosed			Open Type		UL Type 1 Enclosed		
Ballast Amp Rating	Incandescent (Tungsten) Amp Rating	Number of Power Poles	Catalog number	List price	Enclosure Size	Catalog number	List price	Catalog number	List price	Enclosure Size	Catalog number	List price
15	15	2NO/2NC	A9-22-00-84	\$ 120	A	A9C22P1-84	\$ 175	A9L-22-00-84	\$ 214	A	A9LC22P1-84	\$ 269
30	20	2NO/2NC	A16-22-00-84	165	A	A16C22P1-84	220	A16L-22-00-84	259	A	A16LC22P1-84	314
35	35	2NO/2NC	A26-22-00-84	228	A	A26C22P1-84	283	A26L-22-00-84	322	B	A26LC22P1-84	409
60	60	2NO/2NC	A45-22-00-84	360	B	A45C22CP1-84	536	A45L-22-00-84	454	C	A45LC22CP1-84	730
105	105	2NO/2NC	A75-22-00-84	525	B	A75C22CP1-84	672	A75L-22-00-84	619	C	A75LC22CP1-84	866

NEMA rated

Normally open Power Poles 600 VAC Max.			Electrically held Open type	
Ballast Amp Rating	Incandescent (Tungsten) Amp rating	Number of Power poles 1	Catalog number	List price
30	30	3	L30A3010★	\$ 189
60	60	3	L60A3010★	297
100	100	3	L100A3000★	389
200	200	3	L200A3000★	785

Control transformer option

Contacting size	VA rating	List price adder
A9 - A40	45	\$ 300
A9 - A40	50	360
A50 - A75	75	435
A95	100	560
A145	150	720
A210 - A300	250	795

Control transformer voltage selection chart

Volts					
Hz	Type	208/120	230 - 240/120	460 - 480/120	575 - 600/120
50/60	A	0	7	8	9

For other voltages, consult factory

Coil voltage selection

All catalog numbers include a 120VAC coil. To select other coil voltages, substitute the code from the Coil Voltage Selection Chart for the two digits after the last dash in the catalog number.

Ex.: A 240V coil is required for an A75 contactor: A75-30-00-80

Coil voltage selection

Hz	Cntr Type	Volts															
		12	24	48	110	120	125	208	220	240	277	380	415	440	480	500	600
60	A		81	83	84	84		34	36	80	42		86	86	51	53	55
50	A		81	83	84				80			85	86			55	

For other voltages, consult factory

Accessories Factory modifications



CAL5-11

CA5-10





WB75-01



RV5/50

Accessories

Auxiliary contact blocks

Mounting on contactors	Positioning	Contacts		Catalog number	List price
					
A 9 ... A 95	Front face	1	-	CA5-10	\$ 15
		-	1	CA5-01	
A 9 ... A 40	Front face	3	1	CA5-31M	30
		2	2	CA5-22M	
		1	1	CAL5-11	
A 9 ... A 75	Side	1	1	CAL5-11	
A 95 ... A 300	Side	1	1	CAL18-11	
A145... A 300	Side	1	1	CAL18-11B	

Mechanical latch

For contactors	Voltage	Catalog number	List price
A 9 ... A 75	24 ... 28 V a.c./d.c.	WB75-01	\$ 84
	48 ... 55 V a.c./d.c.	WB75-03	
	110 ... 127V a.c./d.c.	WB75-04	
	230 ... 277 V a.c./d.c.	WB75-05	
	380 ... 440 V a.c./d.c.	WB75-07	
	440 ... 480 V a.c./d.c.	WB75-08	

Surge suppressor, varistor

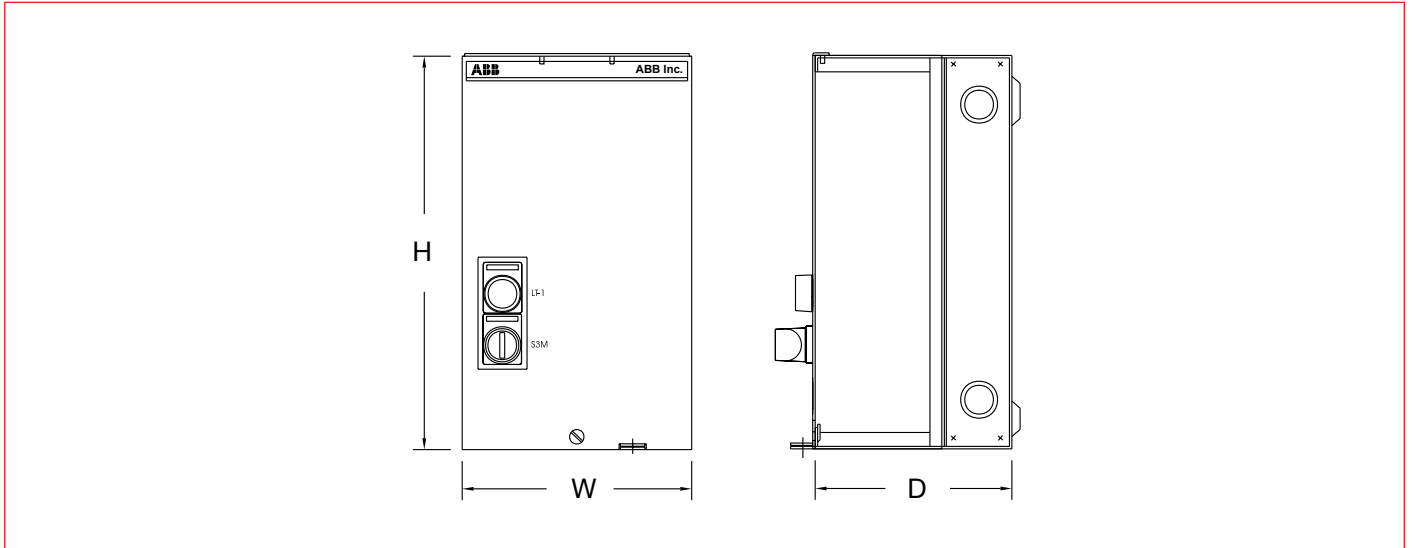
For contactors	Voltage range	Catalog number	List price
A 9 ... A 110	24 ... 50 V a.c./d.c.	RV5/50	\$ 30
	50 ... 133 V a.c./d.c.	RV5/133	
	110 ... 250 V a.c./d.c.	RV5/250	
	250 ... 440 V a.c./d.c.	RV5/440	

Factory modifications for enclosed contactors

Pilot devices

Description	Suffix code	List price
Selector - 2 position maintained OFF - ON	C	\$ 72
Selector - 3 position maintained HAND OFF - AUTO	D	72
Pilot light - ON (green)	R	135

Approximate dimensions



Enclosure dimensions (in)

Type	H	W	D
A	11	6	5
B	13	9	7
C	14	12	8
D	24	12	8
E	30	24	9



ABB Inc.
1206 Hatton Road
Wichita Falls, TX 76302
Telephone 888-385-1221; 940-397-7000
Fax 940-397-7085
<http://www.abb-control.com>

Publication LV022
No. 1SXU 101 022 C0202
Printed in USA, May, 2007